

BC-GSA-100

100 lb WLL

MOUNTING ADAPTER FOR WOODEN BEAMS & TRUSSES

BeamWare®



When suspending audio video or lighting applications from wooden beams Adaptive's BC-GSA-100 beam clamp makes installations safe and easy. Once beam clamp is secured to wooden beam, multiple suspension mounts can be attached depending on the application.



BC-GSA-100



BC-GSA-100
with MP-500NPT-GSA

STANDARD FEATURES:

- ▶ Mounts to Wood Beams 6-10"
- ▶ Adapts to MP-500NPT-GSA

OPTIONAL ACCESSORIES:

- ▶ Safety Cable Kits (see data sheet)
- ▶ Ceiling Attachments (see data sheet)
- ▶ MP-500NPT-GSA

* Not for human suspension

SPECIFICATIONS:

- Materials:** Structural Steel
- Finish:** Powder Coat
- Color:** Black **WLL:** 100lbs
- Design Factor:** 5:1
- Pack Count:** 1
- *WLL = Working Load Limit

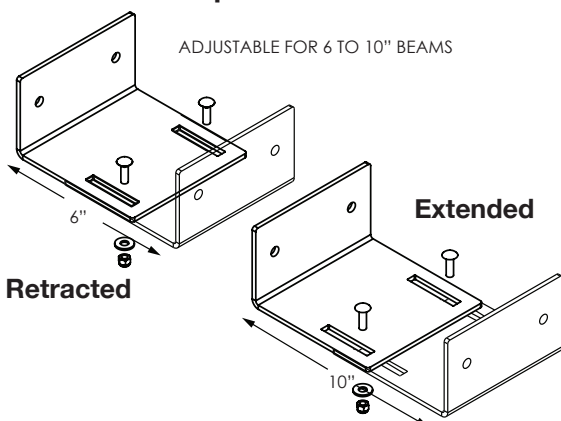
PACKAGE CONTENTS:

- 2 pcs:** L-Bracket Mounting Plate
- 2 pcs:** 3/8 - 16X1.25" Carriage Bolt
- 2 pcs:** 3/8 - 16 Nyloc Nut
- 2 pcs:** 3/8" Flat Washer
- 1 pc:** Instruction Manual

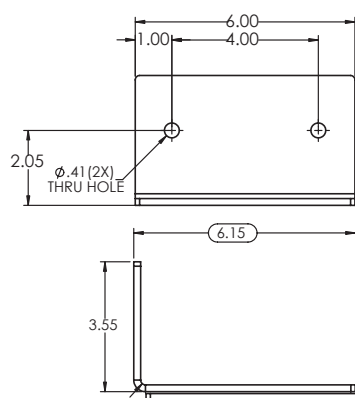


Rated for indoor use.

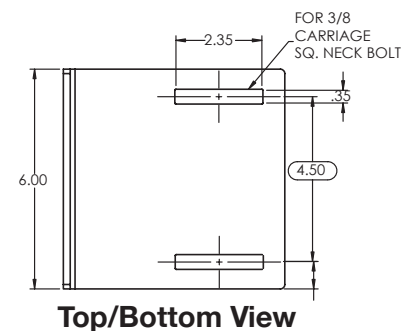
Beam Clamp Dimensions



Side View



Front View



Adaptive Technologies Group
1635 E. Burnett Street | Signal Hill, CA 90755 USA
Ph: 562.424.1100 | Fax: 562.424.3520
www.adaptivetechologiesgroup.com



ALWAYS INSTALL SAFETY CABLES

WARNING: Mounting and/or suspension of equipment requires experienced professionals. Improperly installed equipment can result in property damage, personal injury and/or liability to the installing contractor.