

BC12-17-0

385 lb WLL*

LOW PROFILE BEAM CLAMP WITH OPEN HANG POINT

BeamWare®



With Threaded Rod Suspension

CHANNEL STYLE BEAM CLAMP

Standard, pre-engineered channel style beam clamps anchor to a building's beam structure and offers a safe and predictable method for suspending objects from overhead. This channel style beam clamp is adjustable, mounts flush underneath the beam's flange and provides a centrally located mounting hole for use with many types of connections, including 5/8" all-thread and bolts for use in securing yokes, U-Brackets, truss clamps, Unistrut etc.

Use the BC12-17-0 channel style beam clamp to provide a load rated overhead rigging point from structural I-Beams with flange widths ranging between 12" and 17" (304-431mm). This beam clamp model provides a fast, easy and safe way to rig direct loads from overhead and a hand wrench is all that is required to secure this clamp.



With 1/2" and 1-1/2" Pipe Adapters



With Swivel Arm and U-Bracket Option



With Swivel Arm and Tilt Cable Kit Option

* **Steel I-Beams Only** For Vertical Loading Only

KEY FEATURES:

- ▶ Accepts 5/8" diameter threaded rod.
- ▶ Accommodates 1/2" & 1-1/2" dia. pipe adapters
- ▶ Clamps securely to beam flange widths from 12" - 17"
- ▶ Provides safe load-rated suspension

OPTIONAL ACCESSORIES:

- ▶ See Threaded Rod Datasheet
- ▶ See Threaded Pipe Datasheet
- ▶ See Pipe Adapter CG-500NPS-PEC 1/2" dia.
- ▶ See Pipe Adapter CG-150NPS-PEC 1-1/2" dia.
- ▶ See SBC Swivel Arm Datasheets

SPECIFICATIONS:

- Material:** Structural C-Channel
- Finish:** Powder Coat
- Color:** Black
- Design Factor:** 5:1
- WLL:** 385 lb/175 kg
- Weight:** 10.6 lb / 4.8 kg

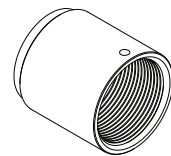
*Maintain Vertical Loading

PACKAGE CONTENTS:

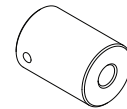
- 1 pc** 12"-17" Beam Clamp Channel
- 2 pcs** Locking Angle Plate
- 2 ea.** 3/8", 1/4" and 1/8" Spacers
- 2 pcs** Flat Washer, 5/8"
- 2 pcs** Nyloc Nut, 5/8-11



Rated for indoor use.

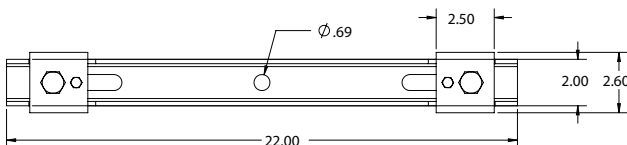


1-1/2" pipe adapter

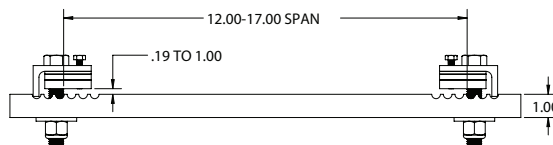


1/2" pipe adapter

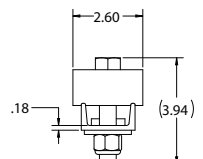
Top View



Side View



End View



Adaptive Technologies Group
 1635 E. Burnett Street | Signal Hill, CA 90755 USA
 Ph: 562.424.1100 | Fax: 562.424.3520
 www.adaptivetechologiesgroup.com



ALWAYS INSTALL SAFETY CABLES

WARNING: Mounting and/or suspension of equipment requires experienced professionals. Improperly installed equipment can result in property damage, personal injury and/or liability to the installing contractor.