

PS-1.5NPS-2

240 lb. WLL

SADDLE BRACKET TRUSS MOUNT

MOUNT-WARE



Adaptive Saddle Truss Mounts provide a load rated vertical hang point from overhead truss and offers a secure and load rated suspension point suspending objects with 1-1/2" diameter schedule 40 pipe (NPT & NPS). Saddle Mounts attach directly to box trussing, lighting truss and other theatrical pipe applications with cord diameters measuring between 1-3/8" OD" to 2-1/2" OD" and provide a vertical connection for 1-1/2" schedule 40 pipe. The Saddle Mount kit includes the powder coated mount with built in set screw lock, two U-Bolts and related hardware.

Ideal applications include but are not limited to performing centers, auditoriums, theatres, studios, theme parks, retail centers and rental and staging events.



STANDARD FEATURES:

- ▶ Provides load rated suspension point for 1.5" pipe
- ▶ Accomodates 2" dia pipe & box truss
- ▶ Powder coat finish
- ▶ Hardware included

OPTIONAL ACCESSORIES:

- ▶ Pipe thread reducer - PIPE-1.5-500-PR
- ▶ Pipe Extensions - 12" - 72" lengths

SPECIFICATIONS:

Material: Structural Steel Alloy

Finish: Powder Coat

Color: Black

WLL: 240 lbs. (109Kg) max.

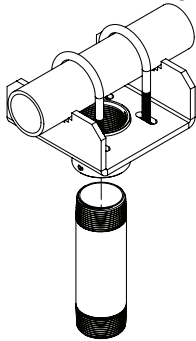
Design Factor: 5:1 ratio

PACKAGE CONTENTS:

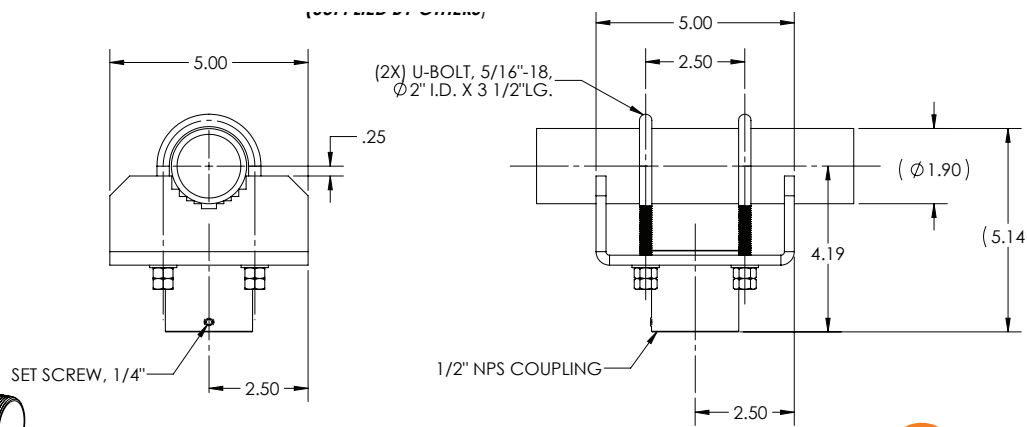
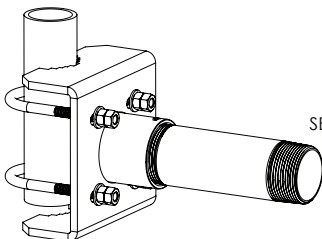
1pc Saddle bracket assembly

1set U-Bolt Kit

Vertically Mounted
Load rated



Horizontally Mounted
Not load rated



Rated for indoor use.

ALWAYS INSTALL SAFETY CABLES

WARNING: Mounting and/or suspension of audio and video equipment requires experienced professionals. Improperly installed loudspeakers can result in property damage, personal injury and/or liability to the installing contractor.