

# TCK-022-S

# 22" Fixed Cable Length

## ADJUSTABLE TILT CABLE KIT VERTICAL ORIENTATION

Steerables®



### QUICK ADJUST PULLBACK SYSTEM

Steerables® Tilt Cable Kits are a general purpose, time saving and complete loudspeaker suspension and aiming solution. This versatile aircraft cable and pulley design allows installers to secure loudspeakers from an overhead grid structure or other suspension device, then quickly and precisely tilt them into position using the adjustable pull back feature (see Wall and ceiling Steerables®, GridLink™ data sheets).

The Steerables® Tilt Cable Kit provides a simple method of suspending and aiming loudspeakers, offering unprecedented ease of installation and aiming. Loudspeakers and other objects can be suspended to the top of the cabinet to achieve just slight down tilt angles or be suspended from the back of the cabinet to achieve a steeper down tilt angle (See illustrations below).

### STANDARD FEATURES:

- ▶ Infinite tilt and locking adjustment
- ▶ Available in black or silver finish
- ▶ Standard and custom assemblies
- ▶ Close factory cable length tolerances

To select the proper length tilt cable kit yourself, use the pattern maker and cable kit selector templates found here:

[www.adaptivetechologiesgroup.com/pdf/tilt-cable-calculator.pdf](http://www.adaptivetechologiesgroup.com/pdf/tilt-cable-calculator.pdf)

### SPECIFICATIONS:

**Materials:** See "Package Contents"

**Color:** Silver

**Design Factor:** 10:1 ratio\*

**Pack Count:** 1 set/package

**Fixed Cable Length:** 22" Fixed cable kit

\*Clutch lock design factor = 5:1

\*\* 4-Point suspension requires additional pair of fixed length cables

WLL = Working Load Limit

### PACKAGE CONTENTS & WORKING LOAD:

QTY.	DESCRIPTION	WLL (lbs/Kg)
2 pcs	3/16" dia. Fixed Cable	420/191
1 pc	1/8" dia. Pull back cable	200/91
5 pcs	3/8" Quick Links	2200/1000
1 pc	Clutch lock assembly	220/100*
1 pc	Pulley assembly	210/95
1 pc	Thread Lock	.5 ml



### DIMENSIONS:

Top Attachment  
Approx. 0°-15°




Shallow Angles

Top and Back Attachment  
Approx. 15°-45°

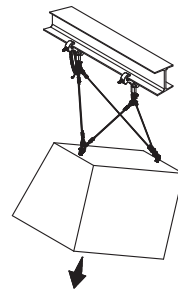


Medium Angles

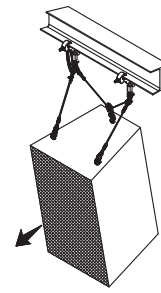
Back Attachment  
Approx. 45°-90°



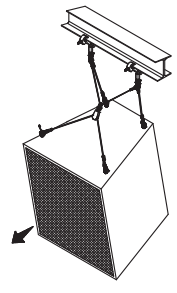
Steep Angles



2-Point Suspension



3-Point Suspension



4-Point Suspension\*\*

**Adaptive Technologies Group**  
1635 E. Burnett Street | Signal Hill, CA 90755 USA  
Ph: 562.424.1100 | Fax: 562.424.3520  
[www.adaptivetechologiesgroup.com](http://www.adaptivetechologiesgroup.com)



### ALWAYS INSTALL SAFETY CABLES

**WARNING:** Mounting and/or suspension of audio and video equipment requires experienced professionals. Improperly installed loudspeakers can result in property damage, personal injury and/or liability to the installing contractor.